


SWL R 990



POWERED by
HONDA[™]
Only model 990 ST



MORE INFO



CHARACTERISTICS

- Ideal for medium surfaces • Large filter surface distributed on 6 cartridge filters fitted with electric filter shaker • Side brush raising control • **Complete right/left side brush** • Suction switch off • Main brush pressure regulation • Indirect back collection • Quick changing of the main brush and side brush • Long life elastic belts • Suction selection lever • Antistatic device • Battery level indicator (ET model) • Wide collector tank • Heavy duty steel frame • Perfectly balanced weight of the components, thus resulting in totally safe quick changes of direction • Battery and battery charger not included.

TECHNICAL DATA

	SWL R 990 ET	SWL R 990 ST
code	39002-00064	39002-00065
main brush width	700mm / 27,5 inc	700mm / 27,5 inc
main brush + 1 side brush	920mm / 36,2 inc	920mm / 36,2 inc
main brush + 2 side brushes	1140 mm / 44,8 inc	1140 mm / 44,8 inc
collector tank	62 lt / 16,3 gal	62 lt / 16,3 gal
max working capacity	6200m ² /h-66736 ft ² /h	7700m ² /h-82882 ft ² /h
traction/ limiting gradient	rear/12%	front/14%
max speed	6,1 km/h-3,7mile/h	7,6 km/h-4,7mile/h
motor type / power	24V / 1150W	Honda 5,5 HP / 4,1 kW
filtering surface	6 m ² / 64,5 ft ²	6 m ² / 64,5 ft ²
filter shaker	electric	electric
dimension (cm)/weight	143x91x114 / 256 kg	143x91x114 / 288 kg

PLUS



Complete right/left side brush with brush raising control system



Heavy duty steel frame and wide collector tank. Perfectly balanced weight of the components, thus resulting in totally safe quick changes of direction





Panel control with: suction switch off system, battery level indicator (ET model) and on/off key



Large filter surface distributed on 6 cartridge filters fitted with electric filter shaker

STANDARD EQUIPMENT

 <ul style="list-style-type: none"> • 00080-0412 PP SWL R 990 ET • 00080-04133 PP-Mixed steel SWL R 990 ST 	 <ul style="list-style-type: none"> • 2 x 00080-04126 PP SWL R 990 ET • 2 x 00080-04136 PP-Mixed steel SWL R 990 ST 	 <ul style="list-style-type: none"> • 6 x 00070-00430 paper filter 14 µm 		
-------------------------------------------------------------------------------------------------------------------------------------------------------------------------------------------------------------------------------	----------------------------------------------------------------------------------------------------------------------------------------------------------------------------------------------------------------------------------------	--------------------------------------------------------------------------------------------------------------------------------------------------------------------------------	--	--

OPTIONAL

<ul style="list-style-type: none"> • 10001-07819 Anti-trace wheels 	<ul style="list-style-type: none"> • 00070-00436 polyester filter • 00070-00437 Hepa filter 	<ul style="list-style-type: none"> • 00054-01367 Steel collector tank 	<ul style="list-style-type: none"> • 00039-01772 Right brush protection 	<ul style="list-style-type: none"> • 00039-01769 Left brush protection
<ul style="list-style-type: none"> • 00072-00508 overhead guard 	<ul style="list-style-type: none"> model ET: • 4 x 00055-00013 tubular battery pb-acid 6V180Ah C5 	<ul style="list-style-type: none"> model ET: • 4 x 00055-00142 GEL Battery 6 MFP 180-6V 180Ah C5 	<ul style="list-style-type: none"> model ET: • 4 x 00055-00120 Battery - 6V 250Ah C5 	<ul style="list-style-type: none"> model ET: • 00056-00067 Battery Charger 24V 30A 115-240/50-60 + Connection cable battery charger RB50-RB80: cod 10002-08044 + Connection cable battery charger RB80-RB175: cod 10002-07866